

Miniature Series 07 General Purpose Regulator 1/8" and 1/4" Port Sizes

- Compact design
- Full flow gauge ports
- Low torque, non-rising adjusting knob
- Snap action knob locks pressure setting when pushed in
- Standard relieving models allow reduction of outlet pressure even when the system is dead-ended
- Can be disassembled without the use of tools or removal from the air line



Ordering Information. Models listed include PTF threads, relieving diaphragm, 5 to 100 psig (0.3 to 7 bar) outlet pressure adjustment range*, with gauge.

Port Size	Model Number	Flow† scfm (dm ³ /s)	Weight lbs (kg)
1/8"	R07-100-RGKA	14 (6.5)	0.31 (0.19)
1/4"	R07-200-RGKA	15 (7)	0.31 (0.19)

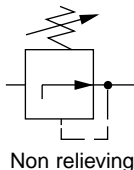
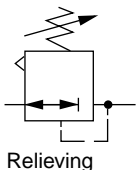
† Approximate flow at 100 psig (7 bar) inlet pressure, 90 psig (6.3 bar) set pressure and a droop of 14.5 psig (1 bar) from set.

Alternative Models

Port Size		Option		Threads		Outlet Pressure Adjustment Ranges*		Gauges		Diaphragm	
Port Size	Substitute	Option	Substitute	Threads	Substitute	Outlet Pressure Adjustment Ranges*	Substitute	Gauges	Substitute	Diaphragm	Substitute
1/8"	1	Not applicable	0	PTF	A	1 to 10 psig (0.1 to 0.7 bar)	A	With	G	Relieving	R
1/4"	2			ISO Rc taper	B	5 to 50 psig (0.3 to 3.5 bar)	E	Without	N	Non relieving	N
				ISO G parallel	G	5 to 100 psig (0.3 to 7 bar)	K				
						5 to 125 psig (0.3 to 8.6 bar)	L				

* Outlet pressure can be adjusted to pressures in excess of, and less than, those specified. Do not use these units to control pressures outside of the specified ranges.

ISO Symbols



See Section ALE-24 for Accessories

General Purpose Regulators

Technical Data

Fluid: Compressed air

Maximum pressure: 300 psig (20 bar)

Operating temperature: -34° to 150°F (-35° to 65°C) *

* Air supply must be dry enough to avoid ice formation at temperatures below 2°C (35°F).

Typical flow at 150 psig (10 bar) inlet pressure, 90 psig (6.3 bar) set pressure and a droop of 15 psig (1 bar) from set:

1/8" ports: 14 scfm (6.5 dm³/s)

1/4" ports: 15 scfm (7 dm³/s)

Gauge ports:

1/8" PTF with PTF main ports

1/8" ISO Rc with ISO Rc main ports

1/8" ISO Rc with ISO G main ports

Materials:

Body: Zinc

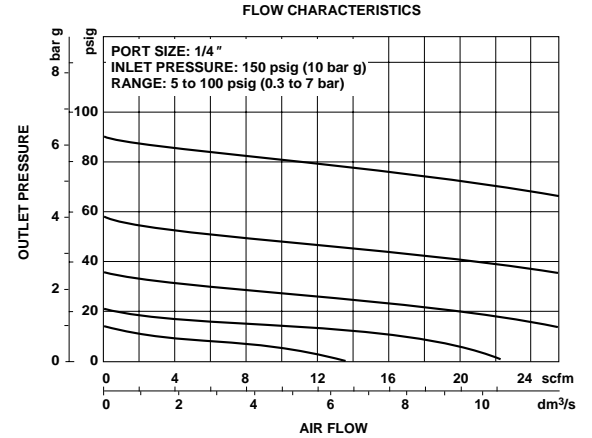
Bonnet: Acetal

Valve: Brass/nitrile

Valve seat: Acetal

Elastomers: Nitrile

Typical Performance Characteristics

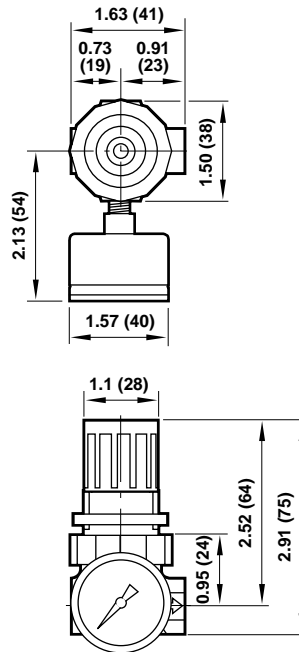


Service Kits

Item	Type	Part number
Service kit	Relieving	3407-02
	Non relieving	3407-01

Service kit includes slip ring, diaphragm, standard valve seat with o-ring, valve, valve spring.

All Dimensions in Inches (mm)



Panel mounting hole diameter 1.19" (30 mm)
Maximum panel thickness 0.25" (6 mm)